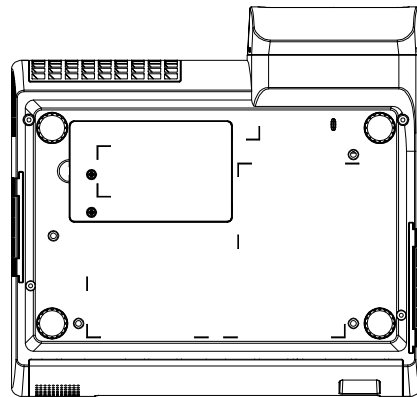
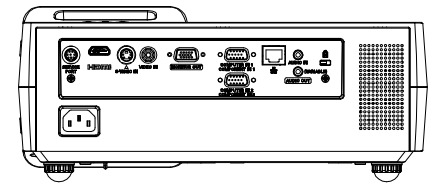
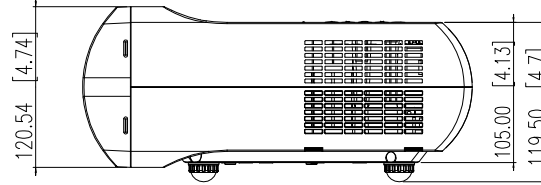


SCALE 1:2



| LIMITS UNLESS OTHERWISE NOTED | | | | DRAWN | Emt Wu | 20090424 | Coretronic Corporation | |
|-------------------------------|--------|-----------|----------------|---------|------------|----------|----------------------------|---------|
| 1-6 | ±0.1 | 300-1000 | ±0.8 | ENG. | | | NAME : | |
| 6-30 | ±0.2 | 1000-2000 | ±1.2 | CHK. | | | OUTLINE DRAWING FOR DXL100 | |
| D1 | Emt Wu | 20090424 | FORMAL RELEASE | X | 30-100 | ±0.3 | 2000- | ±2.0 |
| Rev. | Mskr | Date | Description | ECR NO. | 100-300 | ±0.5 | ANGLE | ±0.5F |
| | | | | TITLE | POS-DXL100 | PART NO. | ID-BEM010201 | Rev. D1 |
| | | | | SCALE | 1:1 | UNIT | mm | 3 OF 3 |
| | | | | UNIT | mm | | | |