

Panasonic

4K UHD LCD Displays
LQ70L Series
98-inch class TH-98LQ70L
84-inch class TH-84LQ70L



* Actual resolution: 3840 x 2160p



4K UHD Professional Displays with
Panasonic Unique Technology

Excellent 4K Image Quality

Various Interfaces for 4K 60p Video Input

The LQ70 Series includes interfaces for 4K60p video input as standard equipment. In addition to HDMI video input, it is equipped with DisplayPort that support 4K60p video. This enables input from a variety of 4K devices. SDI connection is also possible using an optional 3G-SDI terminal board.



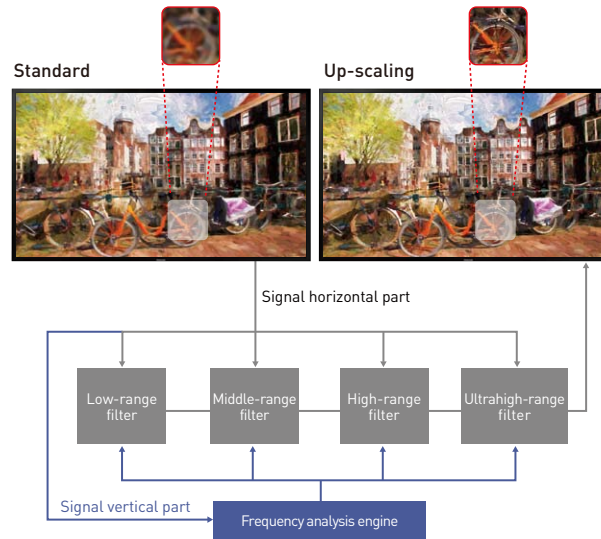
Optimal Brightness for 4K Beauty

The maximum 500-cd/m² LCD panel provides sufficient brightness for easy viewing when installed in a variety of locations. Ideal for displaying high-impact 4K content.

Non-4K Sources Are Also Beautifully Compensated

Panasonic's new-generation image processing technology (Detail Clarity Processor3*) also reproduces non-4K image content, such as Full-HD images and PC signals, with high picture quality. In addition, it compensates motion images for smooth, non-blurry display, which was difficult with conventional models.

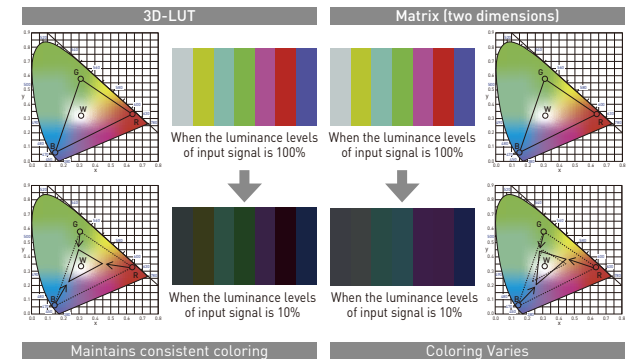
*Optimizes the frequency and level of the input signal in horizontal and vertical directions to produce beautifully sharp clear images.



High Color Reproduction (3D-LUT & 6-Axis Color Correction)

The color space on LCD displays tends to narrow when the luminance level drops, and it's often accompanied by color phase shifts. 3D-LUT (Look Up Table) Color Correction on the LQ70 Series has a look up table for each luminance level. Six Axis Coordinate Correction applies image processing to balance the six axes of the three primary colors (RGB) and their complementary colors (CMY). This keeps the intermediate shades of extremely fine colors vibrant and lifelike.

Accurate color at low luminance level



6-Axis (RGB/CMY) Color Correction




3-Axis (RGB) Color Correction

* Images on screen are simulated.

Lighter weight makes installation easier

The LQ70L Series is 23% lighter than the LQ70 Series (for the 98-inch model). By mounting eyebolts to the installation holes of the LQ70L Series and attaching hooks to the eyebolts, the unit can be easily moved and installed using a hoisting device such as a crane. The tough frame resists twisting and distortion, thus reducing the burden on the installation staff.



LQ70 Series are the same as those on a large Panasonic plasma display (103-inch/85-inch model). This enables the use of existing peripheral accessories.

Special Latticed Frame

The special frame construction also resists twisting to boost reliability during installation. Ideal for rental applications, where the panel is frequently transported and installed.



* Images on screen are simulated.

Capable of 4-Input Multi Display with no processor required

The LQ70 Series features a 4-Input Multi Display function. The image can be switched from a full-screen display to a 4-Input Multi Display with a single press of a remote control button. Ideal for checking details in various applications, such as videoconferences, digital signage, and surveillance monitoring.



Slot NX versatile 4K input

A SLOT NX makes it possible to change the interface to match the application. If the optional 3G-SDI Terminal Board is mounted, the LQ70 Series can be connected with SDI. This feature is convenient for use in broadcasting stations, for rental use and for long-distance connection. The LQ70 Series is expandable and will accommodate 4K input in the future.



3G-SDI terminal board (Optional)



*Require 2 boards for 4K/60p

24/7 operation

In addition to being impact resistant, the LQ70 Series is capable of constant, 24/7 operation. This makes them ideal for installation in places like surveillance rooms where it is critical that they remain in operation.

Portrait Orientation

The LQ70 Series' high-resolution images clearly show even the fine textures of objects. When placed near the entrance of a store, the display will effectively catch the attention of people walking by.

Tilt Setting Compatibility


When the display is installed in a high location, it can be set to tilt forward. This makes signage easier to see in shops with high ceilings.

*10 degrees with landscape setting and 5 degrees with vertical setting.

SPECIFICATIONS

Model no.	TH-98LQ70L	TH-84LQ70L
DISPLAY PANEL		
Screen Size (Diagonal)	98-inch	84-inch
Panel Type	IPS / Direct-LED	IPS / Edge-LED
Aspect Ratio	16:9	
Effective Display Area (W × H)	2159 × 1214 mm (85.0" × 47.8")	1860 × 1047 mm (73.2" × 41.2")
Number of Pixels (H × V)	3840 × 2160 pixels	
Brightness (Typ)	500 cd/m ²	
Contrast Ratio	1300 : 1	1400 : 1
Dynamic Contrast Ratio	500000:1	
Response Time	8 ms (G to G)	12 ms (G to G)
ViewingAngle(Horizontal/Vertical)	178°/ 178°	
CONNECTION TERMINAL		
HDMI In	HDMI TYPE A Connector×2 (Up to 4K@50/60Hz)* ¹ HDMI TYPE A Connector×2 (Up to 2K@50/60Hz)* ¹	
DisplayPort In	DisplayPort ×1 (DP1.2a)* ¹	
DVI-D In/Audio In (L/R)	DVI-D 24-pin ×1/ Stereo Mini Jack (M3) × 1 (Shared with PC In)	
PC In/Audio In (L/R)	Mini D-sub 15-pin×1(Female)* ² /Stereo Mini Jack (M3) ×1 (Shared with DVI-D In)	
Function Slot	SLOT NX × 2 (Vacant)	
CONTROL		
Serial In	D-sub 9-pin × 1 , RS-232C Compatible	
LAN	RJ45 × 1 100BASE-TX , Compatible with PLink™ (Shared with DIGITAL LINK)	
DIGITAL LINK	RJ45 × 1 (Shared with LAN)	
AUDIO		
Audio Out	Stereo Mini Jack (M3)×1	
Built in Speaker	20 W [10 W + 10 W] (10% THD)	
ELECTRICAL		
Power Requirements	110-127 V (U model) / 220-240 V (W model) AC, 50 / 60 Hz	
Power Consumption	650 W (U model), 620 W (W model)	560 W (U model), 540 W (W model)
MECHANICAL		
Dimensions (W × H × D)	2233 × 1288 × 113 mm (87.9" × 50.7" × 4.4")	1949 × 1141 × 92 mm (76.7" × 44.9" × 3.6")
Weight	Approx. 105 kg (231.5 lbs.)	Approx. 84 kg (185.2 lbs.)
Protective Glass	No	
Installation Requirement		
Orientation	Landscape/Portrait	
Tilting Angle	10 degrees with landscape setting and 5 degrees with vertical setting*	
ENVIRONMENTAL		
Operating Environment	Temperature:0°Cto40°C(32°Fto104°F)/Humidity:20% to 80%(Noncondensation)/Altitude0~2400m(7874ft)* ³	

*1: HDCP supported, Embedded audio supported *2: RGB/YpBPr switchable *3: Environmental temperature to use this unit at high altitudes(1400 m (4593ft) and higher and below 2400 m (7874ft) above sea level): 0°C to 35°C (32°F to 95°F)
When using the unit where it is 1400 m (4593ft) and higher and below 2400 m (7874ft) above sea level, make sure [High altitude mode] is set to [ON]. *Please contact your sales representative with regard to the tilt angle before installation.



OPTIONAL ACCESSORIES

Terminal Board

3G-SDI Terminal Board
TY-TBN03G

*Require 2 boards for 4K/60p

Pedestal

TY-ST103PF9 (for 98-inch model)
TY-ST85P12 (for 84-inch model)

Wall-hanging Bracket

TY-WK103PV9 (for 98-inch model)
TY-WK85PV12 (for 84-inch model)

Ceiling-hanging Bracket

TY-CE103PS10 (for 98-inch model)
TY-CE85PS12 (for 84-inch model)


*0-10 degrees with landscape setting

Mobile Stand

TY-ST85PB1 (for 84-inch model)

Digital Interface Box

ET-YFB100G



Panasonic®

Weights and dimensions shown are approximate. Specifications and appearance are subject to change without notice. Product availability differs depending on region and country. This product may be subject to export control regulations. HDMI, the HDMI logo, and High-Definition Multimedia Interface are trademarks or registered trademarks of HDMI Licensing LLC in the United States and other countries. All other trademarks are the property of their respective trademark owners. Images on screen are simulated. © 2015 Panasonic Corporation. All rights reserved



For the latest information about Panasonic Professional Display, please visit:

Professional Display Global Website: panasonic.net/prodisplays
YouTube: www.youtube.com/PanasonicProDisplay

All information included here is valid as of June 2015.

CT15-G01PF-LQL
Printed in Japan.